

Signify Classified - Internal
Cooper Lighting Solutions Photometric Lab
1121 Highway 74 South
Peachtree City, GA 30269



Scaled data based on original data using
LM-79-08 Approved Method: Electrical and Photometric Measurements of Solid-
State Lighting Products

Test Report Prepared for
Cooper Lighting Solutions
(formerly Eaton)

Brand: McGRAW-EDISON

Report Number: P438798

Luminaire Tested: **IST-SA1E-830-U-T2**

Issue Date: 12/10/2020

Test Information

Test Method: LM-79-08
Report Number: P438798
TEST IS SCALED FROM IESNA LM-79-08 TEST DATA (G3-2011-074-1)
Test Lab: INNOVATION CENTER
Issue Date: 12/10/2020
Manufacturer: COOPER LIGHTING SOLUTIONS (FORMERLY EATON)
Product Line: McGRAW-EDISON
Catalog Number: IST-SA1E-830-U-T2
Description: IMPACT ELITE LED TRAPEZOID LUMINAIRE
(1) 80 CRI, 3000K, 1050mA LIGHTSQUARE WITH 16 LEDS AND TYPE II OPTICS
Light Source: -
Ballast/Driver: ELECTRONIC DRIVER

Summary

Lumens per Lamp: N/A
Luminaire Lumens: 5701 lumens
Efficiency: N/A
Efficacy: 98.0 lumens/watt
Luminous Opening: Rectangular (W 0.5' x L: 0.5' x H: 0')
IES Classification: Type II - Medium
BUG Rating: B1 - U0 - G2

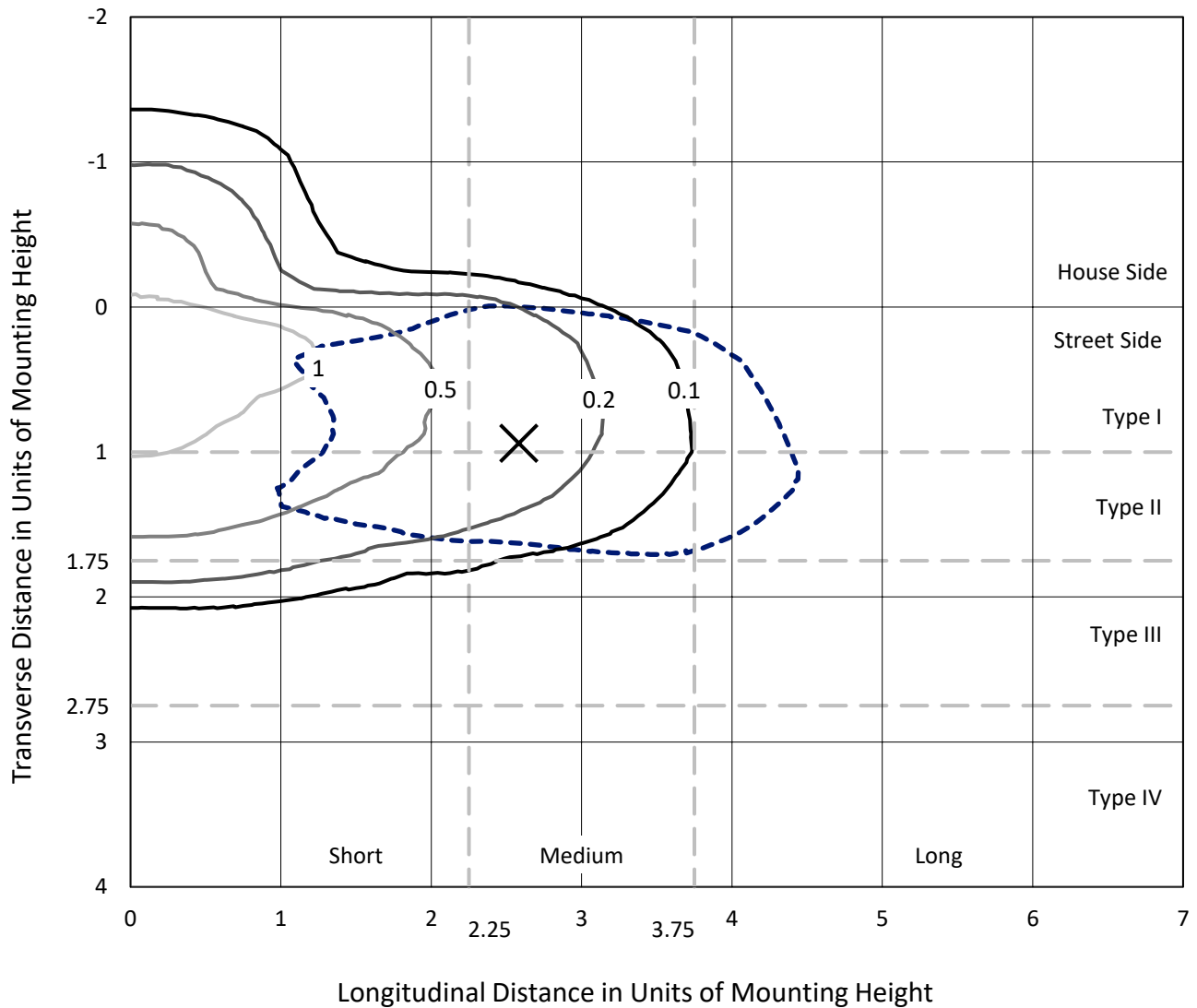
Input Watts (W): 58.2
Input Voltage (V): NR
Input Current (Ain): NR
Voltage Rise (V): NR
Power Factor: NR
Total Harmonic Distortion (THDi): NR
Frequency (hertz): 60
Stabilization Time: NR
Operation Time: NR
Ambient Temperature (°C): NR
Test Distance: 28.75 FT



REPORT NUMBER: P438798
 CATALOG NUMBER: IST-SA1E-830-U-T2

Iso-Footcandle Lines of Horizontal Illumination

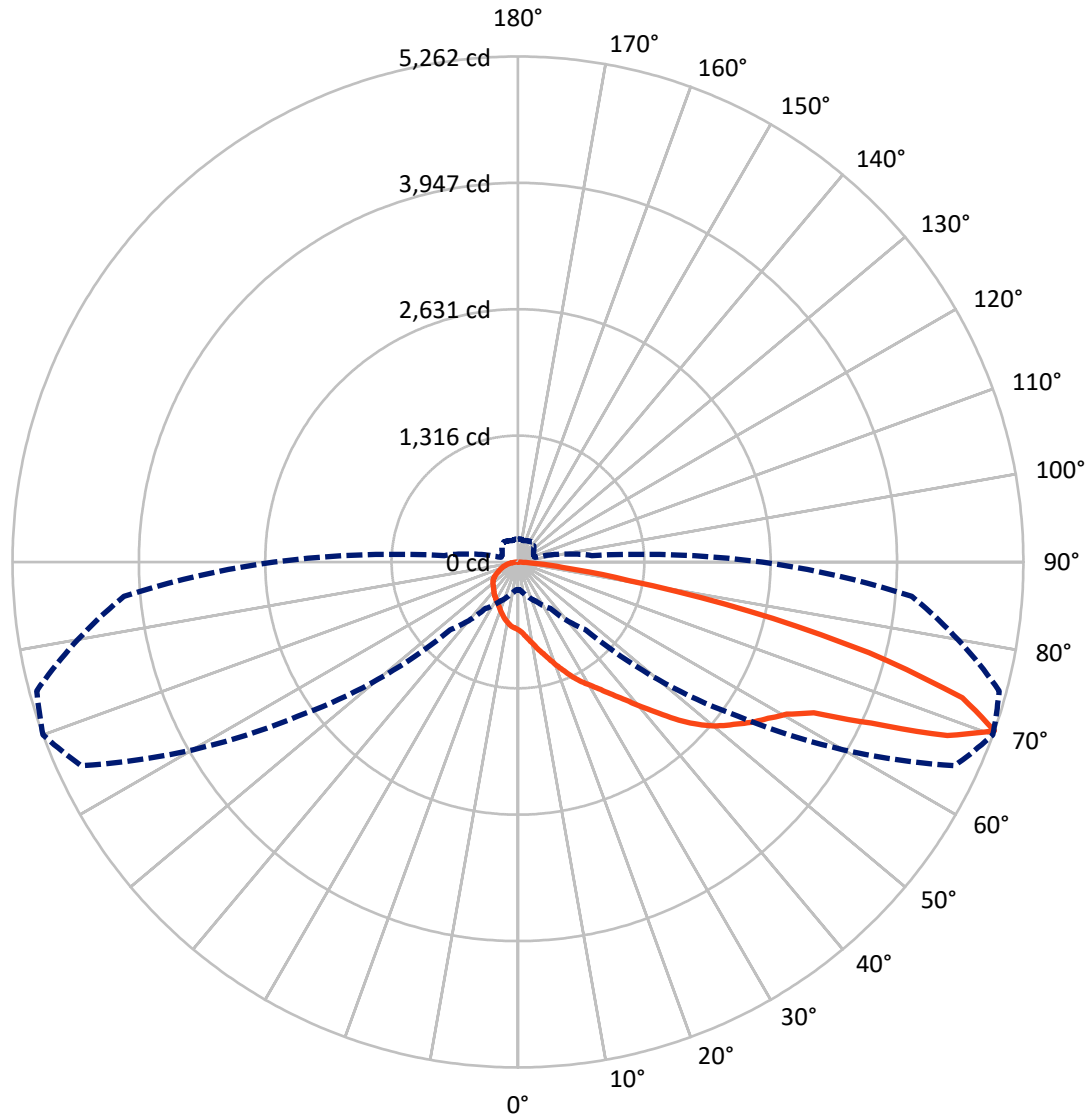
× Max cd
 - - - 1/2 Max cd



Based on 25 foot mounting height. Maximum calculated value = 1.6 fc
 Type II - Medium - N/A

REPORT NUMBER: P438798
CATALOG NUMBER: IST-SA1E-830-U-T2

Luminous Intensity Polar Plot



— Vertical Plane Through 70-Deg Lateral - - - Horizontal Cone Through 70-Deg Vertical

REPORT NUMBER: P438798
 CATALOG NUMBER: IST-SA1E-830-U-T2

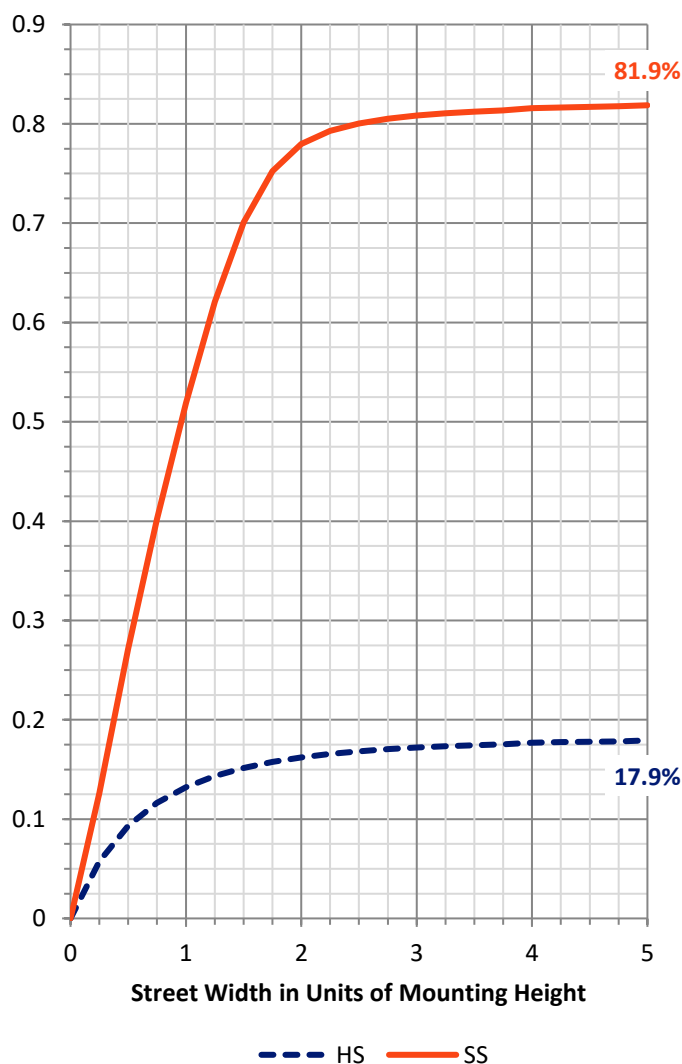
FLUX DISTRIBUTION:

		Downward	Upward	Total
House Side	Lumens	1031.1	0.0	1031.1
	% Fixture	18.1	0.0	18.1
Street Side	Lumens	4669.9	0.0	4669.9
	% Fixture	81.9	0.0	81.9
Total	Lumens	5701.0	0.0	5701.0
	% Fixture	100.0	0.0	100.0

ZONAL LUMENS:

Zone	Lumens	% Fixture
0°-10°	71.0	1.2
10°-20°	228.0	4.0
20°-30°	398.9	7.0
30°-40°	593.5	10.4
40°-50°	877.6	15.4
50°-60°	1236.7	21.7
60°-70°	1376.4	24.1
70°-80°	832.5	14.6
80°-90°	86.4	1.5
90°-100°	0.0	0.0
100°-110°	0.0	0.0
110°-120°	0.0	0.0
120°-130°	0.0	0.0
130°-140°	0.0	0.0
140°-150°	0.0	0.0
150°-160°	0.0	0.0
160°-170°	0.0	0.0
170°-180°	0.0	0.0
0°-90°	5701.0	100.0
0°-180°	5701.0	100.0

Coefficient of Utilization

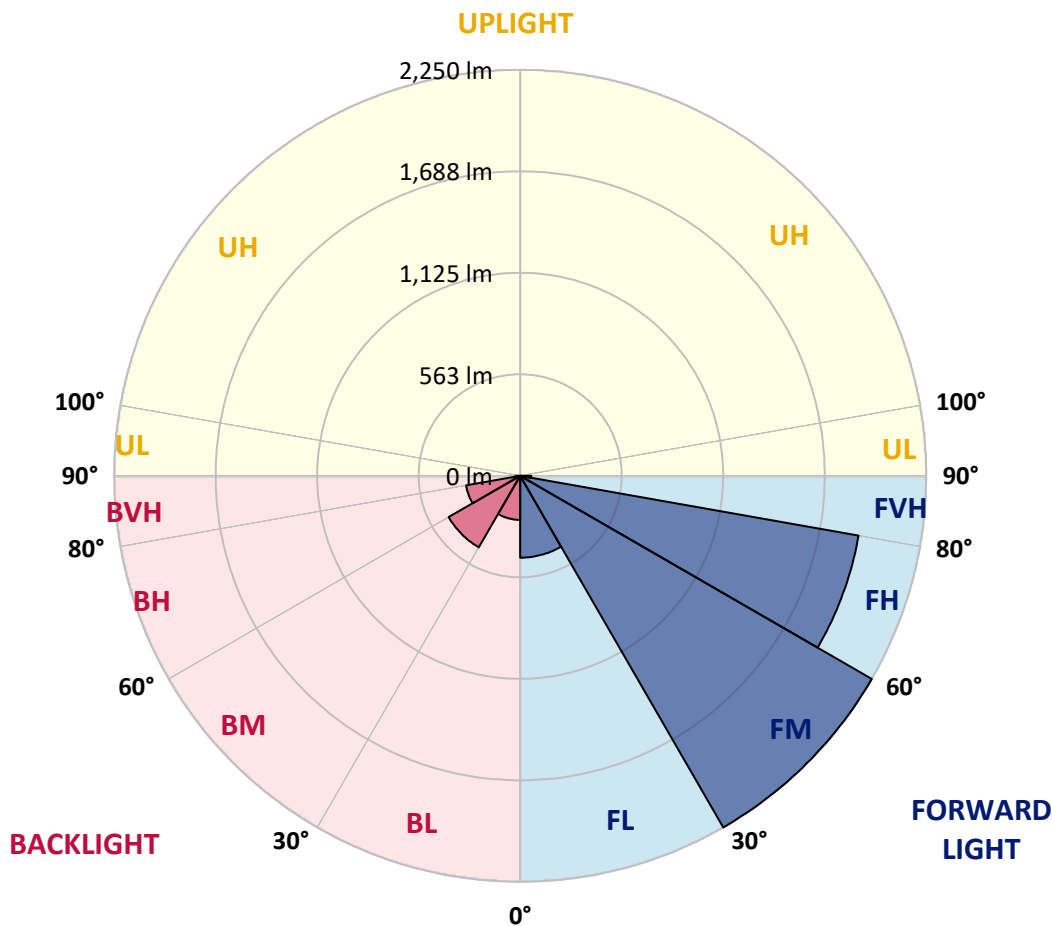


REPORT NUMBER: P438798
 CATALOG NUMBER: IST-SA1E-830-U-T2

LUMINAIRE CLASSIFICATION SYSTEM LUMEN TABLE AND BUG RATING:

Zone	Lumens	% Fixture	Zone Rating/Lumen Limit		
			B	U	G
FL (0°-30°)	453.7	8.0			
FM (30°-60°)	2250.1	39.5			
FH (60°-80°)	1904.5	33.4			G2/5000
FVH (80°-90°)	61.6	1.1			G1/100
BL (0°-30°)	244.3	4.3	B1/500		
BM (30°-60°)	457.7	8.0	B1/1000		
BH (60°-80°)	304.4	5.3	B1/500		G1/500
BVH (80°-90°)	24.8	0.4			G1/100
UL (90°-100°)	0.0	0.0		U0/0	
UH (100°-180°)	0.0	0.0		U0/0	

BUG Rating: B1-U0-G2
 Type II Medium





REPORT NUMBER: P438798

CATALOG NUMBER: IST-SA1E-830-U-T2

CANDELA DISTRIBUTION (FULL):

	0°	5°	15°	25°	35°	45°	55°	65°	70°	75°	85°
0°	706.1	706.1	706.1	706.1	706.1	706.1	706.1	706.1	706.1	706.1	706.1
2.5°	789.6	787.5	777.4	781.4	775.3	763.1	750.9	742.8	732.6	730.6	720.4
5°	871.0	868.9	862.8	854.7	842.5	828.2	805.8	785.5	769.2	755.0	736.7
7.5°	927.9	923.9	923.9	919.8	913.7	897.4	866.9	840.4	816.0	797.7	757.0
10°	960.5	960.5	960.5	968.6	968.6	956.4	932.0	895.4	866.9	844.5	785.5
12.5°	974.7	974.7	978.8	991.0	1009.3	1009.3	989.0	960.5	932.0	893.3	816.0
15°	984.9	987.0	993.1	1011.4	1037.8	1056.1	1056.1	1029.7	991.0	954.4	854.7
17.5°	995.1	997.1	1009.3	1031.7	1062.3	1096.8	1117.2	1098.9	1064.3	1023.6	891.3
20°	997.1	995.1	1015.4	1046.0	1090.7	1131.4	1182.3	1186.4	1149.8	1090.7	934.0
22.5°	1017.5	1017.5	1025.6	1056.1	1105.0	1164.0	1241.3	1263.7	1231.2	1180.3	987.0
25°	1058.2	1066.3	1072.4	1082.6	1119.2	1190.5	1292.2	1355.3	1324.8	1267.8	1041.9
27.5°	1133.5	1133.5	1139.6	1137.5	1149.8	1212.8	1345.1	1442.8	1412.3	1337.0	1076.5
30°	1206.7	1202.7	1208.8	1208.8	1204.7	1239.3	1383.8	1524.2	1491.6	1418.4	1117.2
32.5°	1302.4	1304.4	1300.3	1282.0	1275.9	1288.1	1414.3	1601.5	1583.2	1497.7	1153.8
35°	1432.6	1434.6	1412.3	1373.6	1353.3	1355.3	1455.0	1693.1	1695.1	1605.6	1198.6
37.5°	1546.6	1556.7	1554.7	1483.5	1448.9	1440.8	1516.0	1786.7	1823.3	1729.7	1267.8
40°	1652.4	1666.6	1662.6	1603.6	1558.8	1538.4	1611.7	1894.6	1980.0	1884.4	1351.2
42.5°	1729.7	1737.9	1741.9	1701.2	1660.5	1670.7	1711.4	2016.6	2151.0	2055.3	1463.1
45°	1813.2	1817.2	1823.3	1800.9	1772.5	1821.3	1835.5	2148.9	2350.4	2275.1	1595.4
47.5°	1898.6	1914.9	1921.0	1896.6	1878.3	1957.6	1969.8	2277.1	2527.4	2490.8	1727.7
50°	2037.0	2053.3	2047.2	2018.7	2002.4	2063.5	2089.9	2393.1	2684.1	2708.5	1855.9
52.5°	2216.1	2226.2	2252.7	2203.9	2167.2	2144.9	2189.6	2521.3	2810.3	2899.8	1992.2
55°	2250.7	2264.9	2360.6	2405.3	2435.9	2266.9	2295.4	2635.3	2946.6	3080.9	2144.9
57.5°	2108.2	2116.4	2271.0	2407.4	2627.1	2568.1	2446.0	2781.8	3072.8	3268.2	2299.5
60°	1754.1	1784.7	1986.1	2226.2	2574.2	2875.4	2836.7	2971.0	3215.2	3455.4	2523.4
62.5°	1143.6	1172.1	1385.8	1792.8	2283.2	2879.5	3396.4	3357.7	3457.4	3683.3	2804.2
65°	584.0	594.2	779.4	1086.7	1646.3	2574.2	3732.1	4155.4	4041.4	4139.1	3412.6
67.5°	388.7	396.8	480.3	626.8	978.8	1782.6	3622.2	4961.2	4822.9	4875.8	4059.8
70°	286.9	295.1	364.3	453.8	592.2	999.2	2802.1	5018.2	5262.4	5187.1	4116.7
72.5°	213.7	215.7	258.4	350.0	437.5	537.2	1656.5	4141.2	4837.1	5109.8	3825.7
75°	162.8	162.8	185.2	258.4	341.9	345.9	923.9	3058.5	3772.8	4273.4	3190.8
77.5°	122.1	126.2	136.3	179.1	254.4	248.3	435.5	2024.8	2454.2	2785.9	1963.7
80°	87.5	89.5	95.6	109.9	168.9	160.8	219.8	976.8	1170.1	1245.4	801.8
82.5°	54.9	54.9	67.2	67.2	95.6	99.7	99.7	394.8	472.1	529.1	268.6
85°	10.2	10.2	20.3	26.5	30.5	34.6	30.5	99.7	136.3	160.8	91.6
87.5°	0.0	0.0	0.0	2.0	2.0	4.1	4.1	4.1	4.1	4.1	4.1
90°	0.0	0.0	0.0	0.0	0.0	0.0	0.0	0.0	0.0	0.0	0.0



REPORT NUMBER: P438798

CATALOG NUMBER: IST-SA1E-830-U-T2

CANDELA DISTRIBUTION (continued):

	90°	95°	105°	115°	125°	135°	145°	155°	165°	175°	180°
0°	706.1	706.1	706.1	706.1	706.1	706.1	706.1	706.1	706.1	706.1	706.1
2.5°	712.2	708.2	698.0	685.8	677.6	669.5	663.4	659.3	657.3	657.3	655.3
5°	722.4	710.2	689.9	669.5	651.2	636.9	626.8	620.7	616.6	618.6	614.6
7.5°	738.7	716.3	679.7	647.1	622.7	604.4	596.2	592.2	594.2	596.2	596.2
10°	750.9	720.4	661.4	616.6	594.2	584.0	582.0	586.1	592.2	594.2	592.2
12.5°	765.1	722.4	641.0	590.1	575.9	569.8	580.0	590.1	600.3	608.5	604.4
15°	787.5	722.4	616.6	567.8	557.6	563.7	582.0	596.2	614.6	622.7	624.7
17.5°	803.8	716.3	586.1	543.3	541.3	557.6	584.0	608.5	626.8	641.0	641.0
20°	820.1	706.1	555.5	521.0	529.1	551.5	582.0	610.5	632.9	647.1	651.2
22.5°	840.4	691.9	525.0	500.6	514.8	543.3	575.9	600.3	620.7	632.9	634.9
25°	854.7	667.5	494.5	484.3	506.7	533.2	557.6	573.9	584.0	592.2	592.2
27.5°	862.8	639.0	470.1	472.1	496.5	518.9	531.1	531.1	535.2	535.2	533.2
30°	852.6	608.5	451.8	459.9	482.3	498.6	502.6	494.5	482.3	470.1	466.0
32.5°	848.6	567.8	433.4	447.7	464.0	472.1	470.1	457.9	435.5	417.2	417.2
35°	840.4	529.1	417.2	433.4	443.6	445.7	441.6	423.3	402.9	386.6	384.6
37.5°	834.3	498.6	402.9	417.2	423.3	425.3	417.2	400.9	388.7	376.5	374.4
40°	852.6	472.1	388.7	398.9	402.9	402.9	394.8	382.6	388.7	386.6	386.6
42.5°	887.2	461.9	374.4	380.5	384.6	388.7	382.6	372.4	386.6	374.4	378.5
45°	938.1	461.9	364.3	366.3	370.4	380.5	378.5	364.3	366.3	337.8	331.7
47.5°	1013.4	474.1	356.1	350.0	360.2	374.4	368.3	352.0	335.8	313.4	311.3
50°	1098.9	498.6	348.0	333.7	350.0	366.3	360.2	339.8	321.5	309.3	307.3
52.5°	1184.3	529.1	341.9	317.5	331.7	362.2	360.2	337.8	311.3	303.2	301.2
55°	1290.2	557.6	331.7	299.1	317.5	358.2	358.2	325.6	305.2	303.2	301.2
57.5°	1410.2	594.2	315.4	274.7	299.1	345.9	343.9	317.5	301.2	297.1	299.1
60°	1564.9	639.0	291.0	252.3	282.9	327.6	331.7	309.3	293.0	291.0	291.0
62.5°	1827.4	722.4	262.5	232.0	262.5	303.2	313.4	295.1	282.9	284.9	286.9
65°	2332.1	879.1	230.0	213.7	242.2	276.8	297.1	280.8	268.6	276.8	276.8
67.5°	2706.5	948.3	203.5	195.4	221.8	256.4	278.8	264.5	252.3	262.5	262.5
70°	2543.7	771.3	183.1	179.1	199.4	234.0	254.4	242.2	230.0	240.1	238.1
72.5°	2258.8	612.5	160.8	160.8	177.0	207.6	230.0	217.7	201.5	205.5	203.5
75°	1978.0	567.8	140.4	140.4	154.7	179.1	197.4	191.3	175.0	173.0	168.9
77.5°	1141.6	378.5	118.0	120.1	126.2	148.6	166.9	148.6	136.3	134.3	132.3
80°	449.7	185.2	95.6	93.6	93.6	111.9	120.1	111.9	101.7	99.7	95.6
82.5°	162.8	93.6	73.3	65.1	67.2	81.4	93.6	87.5	79.4	63.1	59.0
85°	63.1	46.8	48.8	38.7	42.7	42.7	48.8	40.7	28.5	20.3	20.3
87.5°	4.1	4.1	4.1	4.1	2.0	2.0	0.0	0.0	2.0	2.0	2.0
90°	0.0	0.0	0.0	0.0	0.0	0.0	0.0	0.0	0.0	0.0	0.0

Cooper Lighting Solutions Photometric Lab
1121 Highway 74 South
Peachtree City, GA 30269



LM-79-2019: Approved Method: Electrical and Photometric Measurements of Solid-State Lighting Products

Report Prepared for

Cooper Lighting Solutions

MCGRAW EDISON

Report Number: SP1-2408-195-9

Test Date: 08/07/2024

Luminaire Tested: GALN-SB1A-830-U-5WQ

Data in this report applies to families of products including GALN-SB1A-830-U-5WQ.

Test Information

Test Method: LM-79-2019
 Report Number: SP1-2408-195-9
 Test Lab: COOPER LIGHTING SOLUTIONS
 Photometer: SP1 - 76IN SPHERE
 Measurement Geometry: 4π
 Issue Date: 08/07/2024
 Manufacturer: COOPER LIGHTING SOLUTIONS
 Product Line: MCGRAW EDISON
 Catalog Number: **GALN-SB1A-830-U-5WQ**
 Description: GALLEON AREA AND ROADWAY LUMINAIRE. (1) 80 CRI, 3000K, 350MA HIGH DENSITY LIGHTSQUARE WITH 26 LEDS AND TYPE V WIDE OPTICS

Spectral Parameters

CCT (K): 3050
 CIE u': 0.2476
 CIE v': 0.5251
 Duv: 0.0034
 CIE x: 0.4383
 CIE y: 0.4131
 CIE z: 0.1487
 Peak Wavelength (nm): 603
 Dominant Wavelength (nm): 581
 Purity: 55.55201
 Rf: 81.5
 Rg: 99.2

CRI (Ra):	81.0		
R1:	79.6	R9:	7.1
R2:	85.6	R10:	67.0
R3:	92.0	R11:	82.7
R4:	82.6	R12:	63.2
R5:	78.9	R13:	80.3
R6:	81.7	R14:	95.0
R7:	85.2	R15:	71.7
R8:	62.0		



Test Conditions

Stabilization Time: 20M
 Operation Time: 1H 20M
 Sphere Temperature (°C): 24.2

REPORT NUMBER: SP1-2408-195-9

Measurement and Test Equipment			
Instrument	Identification Number	Calibration Date	Calibration Due Date
Photometer	IN0058	6/18/2024	12/18/2024
Power Meter	INXT2011004	2/8/2024	2/8/2025
AC Power Source	IN0063	10/24/2023	10/24/2024
DC Power Source	IN0208	10/24/2023	10/24/2024
Sphere Thermometer	IN0085	10/24/2023	10/24/2024
Room Thermometer	IN0046	10/24/2023	10/24/2024

REPORT NUMBER: SP1-2408-195-9

CIE 1931 Chromaticity Diagram



CIE 1931 Chromaticity Diagram with 2017 ANSI 7-Step and 4-Step Quadrangles



Point lies inside the ANSI 3000K 4-step quadrangle

REPORT NUMBER: SP1-2408-195-9

Photopic Flux vs. Wavelength



Photopic Lumens: NR

λ (nm)	Power W [^] /nm	Lumens (ϕ /nm)	λ (nm)	Power W [^] /nm	Lumens (ϕ /nm)	λ (nm)	Power W [^] /nm	Lumens (ϕ /nm)	λ (nm)	Power W [^] /nm	Lumens (ϕ /nm)	λ (nm)	Power W [^] /nm	Lumens (ϕ /nm)
360	0	NR	490	168	NR	620	940	NR	750	35	NR	880	1	NR
365	0	NR	495	233	NR	625	897	NR	755	30	NR	885	1	NR
370	0	NR	500	300	NR	630	847	NR	760	26	NR	890	1	NR
375	0	NR	505	372	NR	635	790	NR	765	22	NR	895	1	NR
380	0	NR	510	430	NR	640	730	NR	770	19	NR	900	1	NR
385	0	NR	515	483	NR	645	668	NR	775	16	NR	905	1	NR
390	0	NR	520	524	NR	650	605	NR	780	14	NR	910	0	NR
395	2	NR	525	555	NR	655	545	NR	785	12	NR	915	0	NR
400	4	NR	530	581	NR	660	485	NR	790	10	NR	920	0	NR
405	7	NR	535	604	NR	665	430	NR	795	9	NR	925	0	NR
410	17	NR	540	623	NR	670	378	NR	800	8	NR	930	0	NR
415	34	NR	545	645	NR	675	331	NR	805	7	NR	935	0	NR
420	68	NR	550	667	NR	680	290	NR	810	6	NR	940	0	NR
425	128	NR	555	693	NR	685	251	NR	815	5	NR	945	0	NR
430	214	NR	560	719	NR	690	218	NR	820	4	NR	950	0	NR
435	339	NR	565	754	NR	695	188	NR	825	4	NR	955	0	NR
440	507	NR	570	791	NR	700	162	NR	830	3	NR	960	0	NR
445	573	NR	575	830	NR	705	139	NR	835	3	NR	965	0	NR
450	356	NR	580	873	NR	710	119	NR	840	3	NR	970	0	NR
455	217	NR	585	913	NR	715	102	NR	845	2	NR	975	0	NR
460	168	NR	590	948	NR	720	88	NR	850	2	NR	980	0	NR
465	113	NR	595	974	NR	725	76	NR	855	2	NR	985	0	NR
470	85	NR	600	994	NR	730	65	NR	860	1	NR	990	0	NR
475	85	NR	605	998	NR	735	55	NR	865	1	NR	995	0	NR
480	94	NR	610	994	NR	740	47	NR	870	1	NR	1000	0	NR
485	120	NR	615	973	NR	745	41	NR	875	1	NR			

REPORT NUMBER: SP1-2408-195-9

Scotopic Flux vs. Wavelength



Scotopic Lumens: NR

S/P: 1.27

λ (nm)	Power W [^] /nm	Lumens (φ/nm)	λ (nm)	Power W [^] /nm	Lumens (φ/nm)	λ (nm)	Power W [^] /nm	Lumens (φ/nm)	λ (nm)	Power W [^] /nm	Lumens (φ/nm)	λ (nm)	Power W [^] /nm	Lumens (φ/nm)
360	0	NR	490	168	NR	620	940	NR	750	35	NR	880	1	NR
365	0	NR	495	233	NR	625	897	NR	755	30	NR	885	1	NR
370	0	NR	500	300	NR	630	847	NR	760	26	NR	890	1	NR
375	0	NR	505	372	NR	635	790	NR	765	22	NR	895	1	NR
380	0	NR	510	430	NR	640	730	NR	770	19	NR	900	1	NR
385	0	NR	515	483	NR	645	668	NR	775	16	NR	905	1	NR
390	0	NR	520	524	NR	650	605	NR	780	14	NR	910	0	NR
395	2	NR	525	555	NR	655	545	NR	785	12	NR	915	0	NR
400	4	NR	530	581	NR	660	485	NR	790	10	NR	920	0	NR
405	7	NR	535	604	NR	665	430	NR	795	9	NR	925	0	NR
410	17	NR	540	623	NR	670	378	NR	800	8	NR	930	0	NR
415	34	NR	545	645	NR	675	331	NR	805	7	NR	935	0	NR
420	68	NR	550	667	NR	680	290	NR	810	6	NR	940	0	NR
425	128	NR	555	693	NR	685	251	NR	815	5	NR	945	0	NR
430	214	NR	560	719	NR	690	218	NR	820	4	NR	950	0	NR
435	339	NR	565	754	NR	695	188	NR	825	4	NR	955	0	NR
440	507	NR	570	791	NR	700	162	NR	830	3	NR	960	0	NR
445	573	NR	575	830	NR	705	139	NR	835	3	NR	965	0	NR
450	356	NR	580	873	NR	710	119	NR	840	3	NR	970	0	NR
455	217	NR	585	913	NR	715	102	NR	845	2	NR	975	0	NR
460	168	NR	590	948	NR	720	88	NR	850	2	NR	980	0	NR
465	113	NR	595	974	NR	725	76	NR	855	2	NR	985	0	NR
470	85	NR	600	994	NR	730	65	NR	860	1	NR	990	0	NR
475	85	NR	605	998	NR	735	55	NR	865	1	NR	995	0	NR
480	94	NR	610	994	NR	740	47	NR	870	1	NR	1000	0	NR
485	120	NR	615	973	NR	745	41	NR	875	1	NR			

REPORT NUMBER: SP1-2408-195-9

Melanopic Flux vs. Wavelength



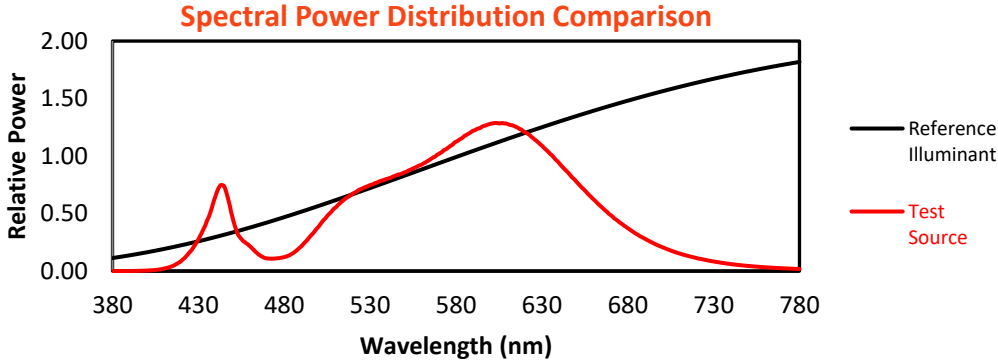
Melanopic Lumens: NR

M/P: 2.32

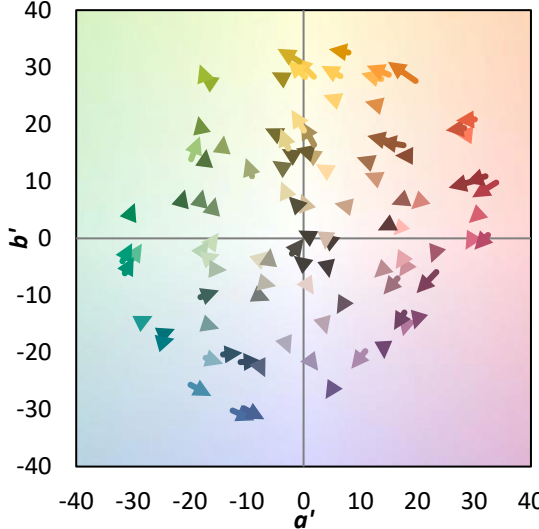
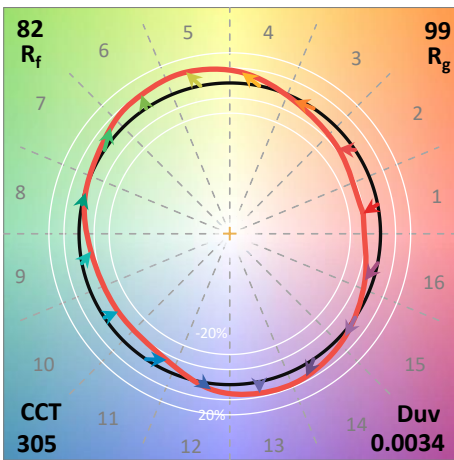
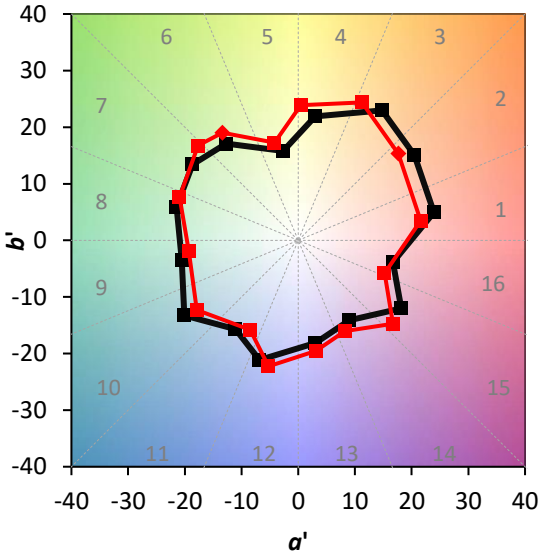
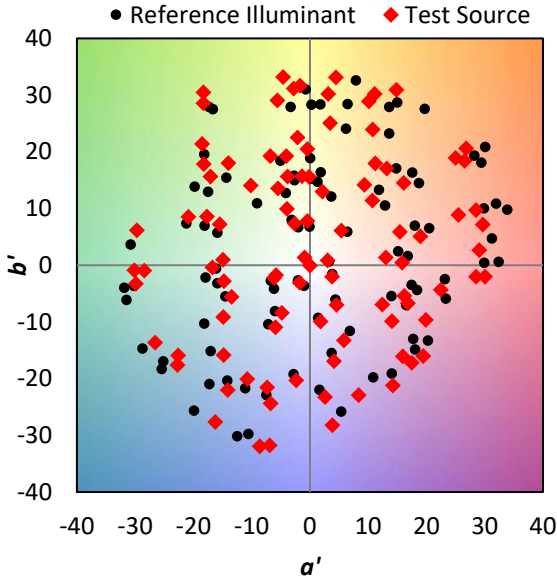
λ (nm)	Power W [^] /nm	Lumens (φ/nm)	λ (nm)	Power W [^] /nm	Lumens (φ/nm)	λ (nm)	Power W [^] /nm	Lumens (φ/nm)	λ (nm)	Power W [^] /nm	Lumens (φ/nm)	λ (nm)	Power W [^] /nm	Lumens (φ/nm)
360	0	NR	490	168	NR	620	940	NR	750	35	NR	880	1	NR
365	0	NR	495	233	NR	625	897	NR	755	30	NR	885	1	NR
370	0	NR	500	300	NR	630	847	NR	760	26	NR	890	1	NR
375	0	NR	505	372	NR	635	790	NR	765	22	NR	895	1	NR
380	0	NR	510	430	NR	640	730	NR	770	19	NR	900	1	NR
385	0	NR	515	483	NR	645	668	NR	775	16	NR	905	1	NR
390	0	NR	520	524	NR	650	605	NR	780	14	NR	910	0	NR
395	2	NR	525	555	NR	655	545	NR	785	12	NR	915	0	NR
400	4	NR	530	581	NR	660	485	NR	790	10	NR	920	0	NR
405	7	NR	535	604	NR	665	430	NR	795	9	NR	925	0	NR
410	17	NR	540	623	NR	670	378	NR	800	8	NR	930	0	NR
415	34	NR	545	645	NR	675	331	NR	805	7	NR	935	0	NR
420	68	NR	550	667	NR	680	290	NR	810	6	NR	940	0	NR
425	128	NR	555	693	NR	685	251	NR	815	5	NR	945	0	NR
430	214	NR	560	719	NR	690	218	NR	820	4	NR	950	0	NR
435	339	NR	565	754	NR	695	188	NR	825	4	NR	955	0	NR
440	507	NR	570	791	NR	700	162	NR	830	3	NR	960	0	NR
445	573	NR	575	830	NR	705	139	NR	835	3	NR	965	0	NR
450	356	NR	580	873	NR	710	119	NR	840	3	NR	970	0	NR
455	217	NR	585	913	NR	715	102	NR	845	2	NR	975	0	NR
460	168	NR	590	948	NR	720	88	NR	850	2	NR	980	0	NR
465	113	NR	595	974	NR	725	76	NR	855	2	NR	985	0	NR
470	85	NR	600	994	NR	730	65	NR	860	1	NR	990	0	NR
475	85	NR	605	998	NR	735	55	NR	865	1	NR	995	0	NR
480	94	NR	610	994	NR	740	47	NR	870	1	NR	1000	0	NR
485	120	NR	615	973	NR	745	41	NR	875	1	NR			

Summary

$R_f = 81.5$
 $R_g = 99.2$
 $CIE R_a = 81.0$
 $R_9 = 7.1$



Color Vector Graphics



Individual Sample Fidelity Index ($R_{f,i}$)

CES01 = 86	CES26 = 74	CES51 = 89	CES76 = 70
CES02 = 63	CES27 = 88	CES52 = 92	CES77 = 86
CES03 = 31	CES28 = 89	CES53 = 81	CES78 = 72
CES04 = 70	CES29 = 67	CES54 = 87	CES79 = 90
CES05 = 50	CES30 = 68	CES55 = 85	CES80 = 88
CES06 = 51	CES31 = 71	CES56 = 78	CES81 = 78
CES07 = 42	CES32 = 70	CES57 = 76	CES82 = 95
CES08 = 41	CES33 = 71	CES58 = 78	CES83 = 90
CES09 = 29	CES34 = 82	CES59 = 92	CES84 = 94
CES10 = 76	CES35 = 90	CES60 = 95	CES85 = 86
CES11 = 59	CES36 = 93	CES61 = 93	CES86 = 72
CES12 = 65	CES37 = 87	CES62 = 83	CES87 = 85
CES13 = 43	CES38 = 75	CES63 = 77	CES88 = 83
CES14 = 74	CES39 = 94	CES64 = 83	CES89 = 75
CES15 = 71	CES40 = 89	CES65 = 77	CES90 = 81
CES16 = 47	CES41 = 85	CES66 = 80	CES91 = 96
CES17 = 50	CES42 = 86	CES67 = 79	CES92 = 73
CES18 = 56	CES43 = 81	CES68 = 84	CES93 = 84
CES19 = 72	CES44 = 99	CES69 = 91	CES94 = 64
CES20 = 66	CES45 = 87	CES70 = 78	CES95 = 80
CES21 = 87	CES46 = 82	CES71 = 76	CES96 = 84
CES22 = 79	CES47 = 77	CES72 = 92	CES97 = 87
CES23 = 92	CES48 = 71	CES73 = 71	CES98 = 81
CES24 = 91	CES49 = 81	CES74 = 93	CES99 = 74
CES25 = 72	CES50 = 89	CES75 = 74	



Color Rendition by Hue-Angle Bin



Measure Comparisons



(END OF REPORT)